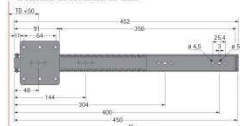



Schemi e misure per montaggio




Schema di foratura in mm




KA 5740/450



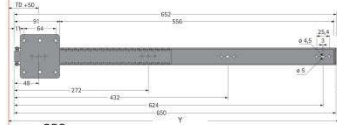
KA 5740/500




KA 5740/550



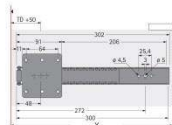
KA 5740/600



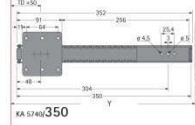
KA 5740/650



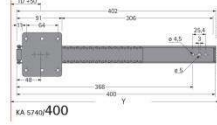
KA 5740/700



KA 5740/300



KA 5740/350



KA 5740/400

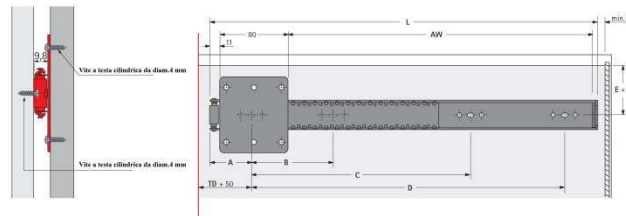
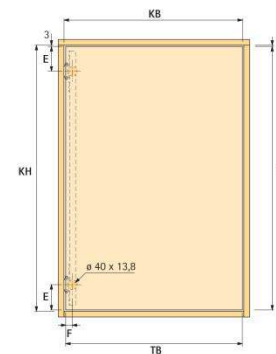
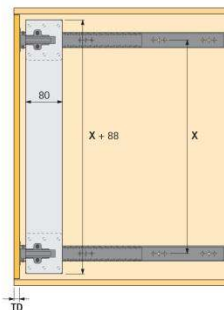
Y=Profondità minima del mobile

KA 5740

Schema assemblaggio




Dimensioni e montaggio




Dimensioni in mm						
L	AW	A	B	C	D	TB
300	205,5	48	-	-	272	<AW+TD
350	255,5	48	-	-	304	<AW+TD
400	305,5	48	-	-	368	<AW+TD
450	355,5	48	144	304	400	<AW+TD
500	405,5	48	176	336	464	<AW+TD
550	455,5	48	208	368	528	<AW+TD
600	505,5	48	240	400	550	<AW+TD
650	555,5	48	272	432	624	<AW+TD
700	605,5	48	304	464	656	<AW+TD

E	min. 60 mm
TH	KH - 2 x 3 mm (TH max. 900 mm)
X	TH - 2E
TB	KB - 2 x 3 mm
K _Y Profondità minima	L + (TD + 2 mm) + min. 3 mm


Schema di foratura in mm




KA 5740/450



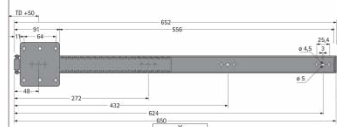
KA 5740/500




KA 5740/550



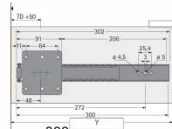
KA 5740/600



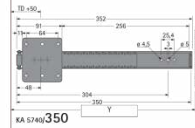
KA 5740/650



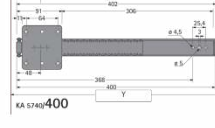
KA 5740/700



KA 5740/300



KA 5740/350



KA 5740/400

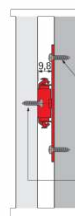
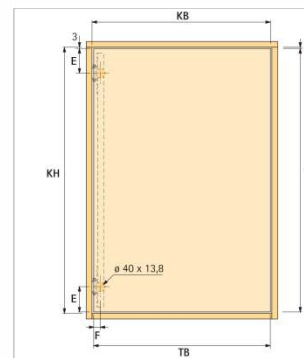
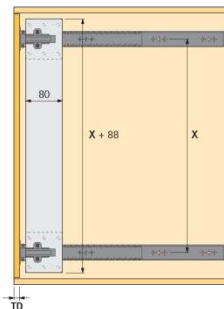
Y=Profondità minima del mobile

KA 5740

Schema assemblaggio

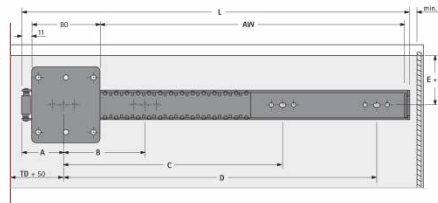


Dimensioni e montaggio



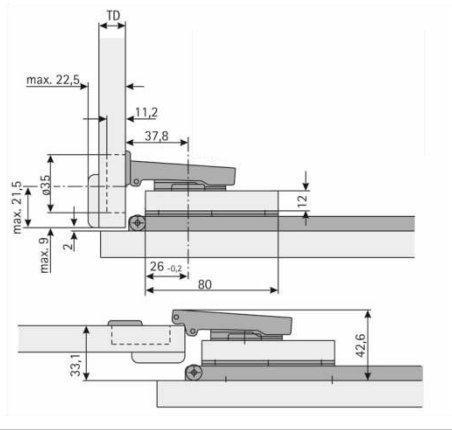
Vite a testa cilindrica da diam. 4 mm

Vite a testa cilindrica da diam. 4 mm



Dimensioni in mm						
L	AW	A	B	C	D	TB
300	205,5	48	-	-	272	<AW+TD
350	255,5	48	-	-	304	<AW+TD
400	305,5	48	-	-	368	<AW+TD
450	355,5	48	144	304	400	<AW+TD
500	405,5	48	176	336	464	<AW+TD
550	455,5	48	208	368	528	<AW+TD
600	505,5	48	240	400	550	<AW+TD
650	555,5	48	272	432	624	<AW+TD
700	605,5	48	304	464	656	<AW+TD

E	min. 60 mm
TH	KH - 2 x 3 mm (TH max. 900 mm)
X	TH - 2E
TB	KB - 2 x 3 mm
K _Y	L + (TD + 2 mm) + min. 3 mm



Fasi di montaggio

